



2009 CMP Status Report

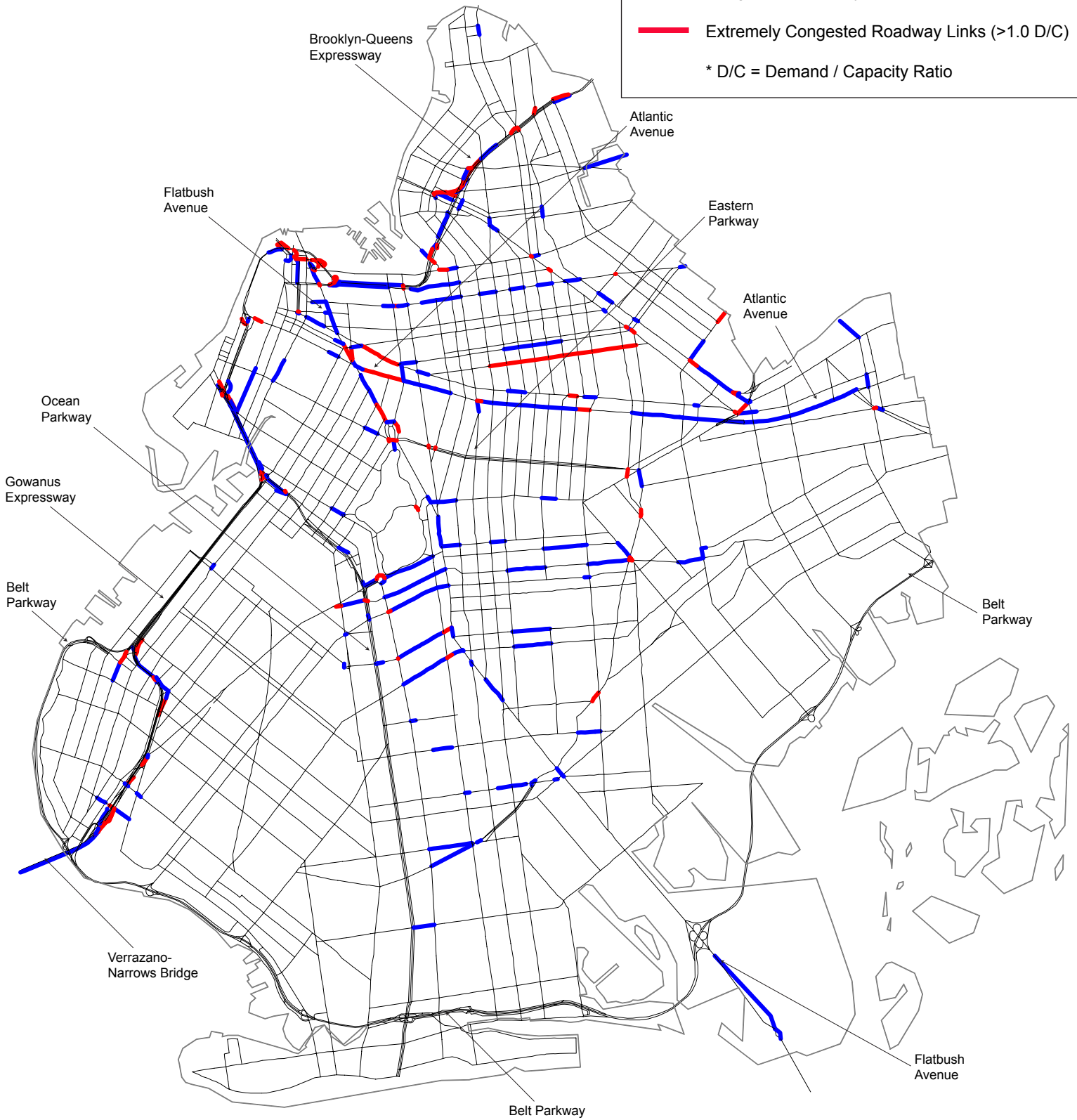
Brooklyn

2035 Build Scenario - AM Peak Period

 Congested Roadway Links (0.8 to 1.0 D/C)

 Extremely Congested Roadway Links (>1.0 D/C)


* D/C = Demand / Capacity Ratio




2009 CMP Status Report

Brooklyn

2035 Build Scenario - PM Peak Period

 Congested Roadway Links (0.8 to 1.0 D/C)

 Extremely Congested Roadway Links (>1.0 D/C)

* D/C = Demand / Capacity Ratio

